
HeT 和而泰



.....2

.....7

.....11

.....51

.....75

.....84

.....92

.....93

2025

CNAS		China National Accreditation Service for Conformity Assessment
ERP		Enterprise Resource Planning
PLM		
CRM		
WMS		WMS
SRM		SRM
ESD		20 ESD
MES		
RAG		Retrieval-augmented Generation RAG
HMI		Human-Machine Interface
T/R		T/R Receiver Module T/R Transmitter and
		300MHz~300GHz 1 ~1
		30GHz~300GHz 1 ~10
		2025 1 1 -2025 12 31
		2025 12 31

			002402
			Shenzhen H&T Intelligent Control Co.,Ltd.
			H&T INTELLIGENT
		6	D 10 1010-
	1011		
	518057		
		6	D 10 1010-
	1011		
	518057		
			www.szhittech.com
			het@szhittech.com

	6	6
	D 10 1010-1011	D 10 1010-1011
	0755-26727721	0755-26727721
	0755-26727137	0755-26727137
	het@szhittech.com	het@szhittech.com

	https://www.szse.cn/index/index.html
	http://www.cninfo.com.cn

--	--

	20 1 20

	2025	2024		2023
	10,722,317,671.64	9,659,390,712.51	11.00%	7,507,419,674.05
	663,431,525.52	364,288,849.01	82.12%	331,428,465.58
	635,630,210.33	342,072,513.50	85.82%	294,849,564.15
	527,398,750.39	629,897,392.24	-16.27%	361,059,098.53
/	0.723	0.4008	80.39%	0.3562
/	0.7143	0.4008	78.22%	0.3562
	11.64%	7.93%	3.71%	7.53%
	2025	2024		2023
	14,665,754,325.34	11,970,554,542.52	22.52%	9,964,685,431.02
	6,712,718,411.79	4,682,172,150.80	43.37%	4,543,387,679.50

	2,585,114,300.36	2,860,944,022.54	2,823,568,398.55	2,452,690,950.19
	169,395,756.59	184,294,006.44	249,215,189.37	60,526,573.12
	161,749,040.30	184,912,205.63	221,385,505.87	67,583,458.53
	67,922,614.37	79,327,284.52	293,974,722.15	86,174,129.35


	2025	2024	2023	
	427,616.70	-2,134,474.28	-1,424,297.08	
	30,079,747.47	27,795,234.36	24,543,449.60	
	39,307,273.45	6,991,517.39	26,936,470.19	
	0.00	13,834.31	1,803,797.04	
	9,021,750.00			

	-1,041,346.63			
	-32,722,880.49	516,146.93	-2,443,108.96	
	0.00		627,265.93	
	8,119,512.35	4,544,616.40	8,269,254.78	
	9,151,332.96	6,421,306.80	5,195,420.51	
	27,801,315.19	22,216,335.51	36,578,901.43	--

1 —

1 —

“ ” “ ” AI



“ ”



BMS

“ ” “

”

IT

HOD

Batter Backup

Sounder

Crash Power Module)

ASPICE CL3 ISO26262 Asil-D ISO21434 IATF16949

HOD

FOC

“

” “

”

“ — — ”

“ + + ”

“

”

“

”

“

”



HOD

Wanrise AI

“AI+ ”

AI

“ — — ”

BG BU

BG

BG

BU

“ ”

PLM SAP WMS MES OA

ISO9001 ISO14001 ISO45001 ISO13485

IATF16949 ISO50001 ISO27001 ISO14064 ANSI/ESD20.20

TÜV BSI SGS

CNAS

UL TÜV

“ ”

CRM



“ ”

AI

		2025		20,588
2024	4.13%			
		2025	42,826	12.50%

AI

“ ”

“

”

BSH ARCELIK

TTI HILTI

“

”

HMI

AI

PLM OA CRM SRM SAP

MES() WMS

JIT

”

AVL

“

“ ” “ ” BSH“ ” “ ”

1

	107.22	11.00%	
103.18	9.21%		
	1.76%		0.71%

2

		6.63	82.12%
	6.36	85.82%	
6.09		60.75%	

5.88

62.13%

3

8.32%

0.30%

3.61%

0.57%

7.18

16.07%

6.87%

0.26%

4

16.27%

1

68.63

12.62%

“ ”

Arçelik GEA Versuni
AI

HMI

2025

“

” BSH“

”

“

”

“

+

”

2

TTI HILTI

10.05

0.28%

AI

BMS

“ ”

+

“ + ”

3

9.41

15.28%

Tier1

ODM

HOD

HOD

” “ “2025

” ”

- - ” ”

AI

“

	10,317,694,711.42	8,464,275,573.35	17.96%	9.21%	8.26%	0.71%
	404,622,960.22	110,561,884.91	72.68%	91.28%	44.79%	8.78%
	6,862,868,506.60	5,697,948,419.84	16.97%	12.62%	10.33%	1.72%
	1,004,921,966.52	847,970,022.50	15.62%	-0.28%	0.93%	-1.01%
	1,276,039,311.91	978,701,605.06	23.30%	4.61%	6.89%	-1.64%
T/R	404,622,960.22	110,561,884.91	72.68%	91.28%	44.79%	8.78%
	3,674,719,296.39	2,868,251,264.52	21.95%	13.54%	8.66%	3.51%
	7,047,598,375.25	5,706,586,193.74	19.03%	9.73%	8.60%	0.85%
	10,722,317,671.64	8,574,837,458.26	20.03%	11.00%	8.62%	1.76%

1

			2025	2024	
			252,647,014.00	219,079,817.00	15.32%
			254,851,977.00	226,386,507.00	12.57%
			30,632,739.00	28,891,033.00	6.03%

30%

		2025		2024		
		7,345,656,022.15	86.78%	6,784,745,468.82	86.78%	8.27%

		2025		2024		
		5,697,948,419.84	67.70%	5,164,499,702.74	66.74%	10.33%
		847,970,022.50	10.07%	840,167,172.66	10.86%	0.93%
		978,701,605.06	11.63%	915,607,134.31	11.83%	6.89%
T/R		110,561,884.91	1.31%	76,361,776.82	0.99%	44.79%
		781,869,071.54	9.29%	741,923,036.98	9.59%	5.38%

	5,018,336,818.27
	46.80%
	0.00%

5

1		1,303,151,249.49	12.15%
2		1,113,952,014.44	10.39%
3		1,105,250,428.08	10.31%

4		906,222,909.09	8.45%
5		589,760,217.17	5.50%
	--	5,018,336,818.27	46.80%

		1,110,754,977.70	
			15.04%
			0.00%

5

1		544,202,892.57	7.37%
2		191,106,422.38	2.59%
3		137,461,049.52	1.86%
4		125,472,229.84	1.70%
5		112,512,383.39	1.52%
	--	1,110,754,977.70	15.04%

10%

	2025	2024		
	218,262,907.75	212,390,965.49	2.76%	
	401,421,025.93	392,302,843.66	2.32%	
	12,581,811.63	49,727,454.92	-74.70%	
	659,470,590.74	576,177,606.69	14.46%	

	"Bean to Cup"		1.	

	B HMI		2.	
			1 2 AI AI AI	
			1. 2. IGBT	PFC
	/ “ ”		1. 2.	
HMI	Android OS- OS-Linux HMI HMI		1. 2.	HMI HMI
HET EdgeAIPlatform	AI AI AI		1.	AI AI

	AI AI		2. AI AI	
	SoC IVI		1. 2. UI IVI 3.	
HOD	HOD		1. HOD 2. 3. ASPICE CL2	HOD
HOD	HOD		1. HOD 2. 3. ASPICE CL2	HOD
	EC LC PDLC		1. EC LC PDLC 2. 3.	EC -

OTA

1.

2.

MCU
FOC
PMSM

1.

2.

PEPS

1.

PEPS
ECU
ECU

BCM

PEPS

2.

MCU
MCU
AB bank

OTA

BCM

MCU

3.

	962	881	9.19%
	129	126	2.38%
	16	10	60.00%
	440	419	5.01%
30	413	440	-6.14%
30~40	779	689	13.06%
40	355	307	15.64%

	2025	2024	
	717,977,826.22	618,587,979.88	16.07%
	6.70%	6.40%	0.30%
	139,962,319.54	112,900,891.40	23.97%
	19.49%	18.25%	1.24%

	2025	2024	
	10,227,768,466.33	9,094,830,701.67	12.46%
	9,700,369,715.94	8,464,933,309.43	14.59%
	527,398,750.39	629,897,392.24	-16.27%
	992,905,948.17	394,650,583.87	151.59%
	1,538,333,790.01	1,488,785,251.46	3.33%
	-545,427,841.84	-1,094,134,667.59	50.15%
	1,935,305,291.19	2,451,165,735.41	-21.05%
	1,790,832,632.12	2,070,625,349.84	-13.51%
	144,472,659.07	380,540,385.57	-62.03%
	125,470,716.25	-86,311,213.90	245.37%

1

54,870.68

50.15%

2

23,606.77

62.03%

-8,571,578.48

-1.04%


30,803,428.36

3.75%

-19,206,073.53

-2.34%


2,671,304.15



426,789,783.43	2.91%	265,092,825.68	2.21%	0.70%
78,791,729.81	0.54%	86,793,561.73	0.73%	-0.19%
176,664,421.68	1.20%	1,033,163,132.17	8.63%	-7.43%
91,382,021.20	0.62%	40,476,492.57	0.34%	0.28%

■ |

Κ 373+11+00 (Η 12=12
! ΒΒν Βη 99€10 2''11€•



--	--	--	--	--	--	--	--

1.	288,100.00	35,079,335.82			1,089,693,152.97	1,004,500,000.00		120,560,588.79
2.	0.00							
3.	0.00							
4.	561,762,025.35	1,592,470,792.85	1,584,460,802.85		20,000,000.00			2,174,232,818.20
5.	452,271,482.91	-7,033,174.46			112,994,500.00	1,196,310.63		557,036,497.82
	1,014,321,608.26	1,620,516,954.21	1,584,460,802.85	0.00	1,222,687,652.97	1,005,696,310.63	0.00	2,851,829,904.81
	0.00							
	0.00							
	0.00							
	317,890,554.42				1,701,727,795.21	1,696,280,104.81		323,338,244.82
	1,332,212,162.68	1,620,516,954.21	1,584,460,802.85	0.00	2,924,415,448.18	2,701,976,415.44	0.00	3,175,168,149.63
	2,776,400.00	-2,757,267.00						19,133.00

	150,375,118.22	
	157,843,428.61	
	28,255,082.07	
	336,473,628.90	

531,373,945.60	418,301,988.82	27.03%

				103,605,456.08	239,146,600.78		90.00%	0.00	0.00			2023 08 25	http://www.cninfo.com.cn

												2023-072
				113,033,719.12	206,821,063.36		85.00%	0.00	0.00			20190223 http://www.cninfo.com.cn
												2019-012
				36,650,089.13	184,808,325.63		20.00%	0.00	0.00			20240723 http://www.cninfo.com.cn
				253,289,264.33	630,775,989.77	--	--	0.00	0.00	--	--	2024-070

	13,869.41	13,869.41	1,038.94	0	149,589.72	104,555.63	58,903.5	8.78%
	13,869.41	13,869.41	1,038.94	0	149,589.72	104,555.63	58,903.5	8.78%
				22 -				37 -
					39 —			
						618.89		
			1				“	”
			2					
			3					
			4					
			5					

	22 —
	2025 04 23

10%

			20,000,000.00	1,255,823,217.06	424,947,574.47	1,440,562,190.75	160,763,395.85	139,951,772.55
			415,481,200.00	1,146,310,765.55	286,678,022.22	747,221,419.08	137,202,727.67	112,216,788.20
			35,144,000.00	1,188,289,015.13	331,348,409.27	859,031,044.20	108,591,971.27	97,732,774.14
			35,144,000.00	307,658,649.98	131,774,094.75	458,574,202.04	76,798,452.92	76,795,774.62

” _____

“

“

”

“

”

AI

AI

“

”

2,000

“

”

AI

“

”

TCO

“

” “

” “

”

“

”



90%

2

1

FOB

3

4

2025 05 15	“ ” https://ir.p5w.net					www.cninfo.com.cn 002402 20250515
2025 06 20						www.cninfo.com.cn 002402 20250620
2025 08 14						www.cninfo.com.cn 002402 20250815

2025 11 03						www.cninfo. com.cn 002402 20251105
2025 11 20						www.cninfo. com.cn 002402 20251120
2025 12 03				Skerryvore Asset Management		www.cninfo. com.cn 002402 20251203

“ ”

“

”

“

”

“

”

1

2

3

4

2025 1 14

“

”

2025-004

“

”

“

”

2025

107.22

11.00%

2024

10

1.00

92,133,358.50

2025 6 10

2024

ESG

“

”



ESG



/



T/R

5%

					2022	2028						
		61			11 14	11 12	0	0	0	0	0	
		57			2025 11 12	2028 11 12	0	0	0	0	0	
		64			2025 11 12	2028 11 12	0	0	0	0	0	
		54			2020 04 30	2025 11 12	236,25 0	0	59,063	0	177,18 7	
		50			2019 11 15	2025 11 12	0	0	0	0	0	
		64			2019 11 15	2025 11 12	0	0	0	0	0	
	--	--	--	--	--	--	150,29 5,750	0	10,168 ,038	0	140,12 7,712	--

						2025	11	12
						2025	11	12
						2025	11	12
						2025	11	12
						2025	11	12
						2025	11	12

America Ltd. H T Intelligent Control Europe S.r.l. NPE S.r.l. H T Intelligent Control North

1966

H T Intelligent Control Europe S.r.l. NPE S.r.l

1980

R.L. de C.V H T Electronic Technology Mexico, S. de

1992

1979

1972

1964

1968

1961

9

1

3

“

”



H* K... L L L
L€œ+...

2001€ 908
ypO •

	H&T Intelligent Control Europe S.r.l.		2013 12 13		
	H&T Intelligent Control North America Ltd.		2016 10 01		
	NPE S.r.l.		2019 02 04		
			2021 08 26		
			2021 10 08		
			2021 11 11		
			2021 12 30		
			2022 04 13		
			2022 05 31		
			2021 04 16		
			2021 11 10		
			2022 12 22		
			2024 06 27		
			2024 06 21		
			2013 12 02		
			2019 12 26		
			2015 07 20		
			2019 07 04		
			2016 10 18		
	H&T Intelligent Control Europe S.r.l.		2014 02 17		
	NPE S.r.l.		2018 09 12		
			2022 11 01		
			2016 06 08		
			2021 08 26		
			2021 10 08		
			2024 06 19		
			2022 04 13		
			2023 01 13		
			2020 09 01		

			2023 02 27		
			2023 07 12		
	H&TELECTRONIC TECHNOLOGY MEXICO, S. DE R.L. DE C.V.		2023 07 20		
			2021 11 10		
			2019 12 26		
			2024 10 25		
			2025 10 09		
			2023 11 01		
			2024 02 22		
			2023 10 09		
			2024 07 24		
			2022 03 08		
			2022 05 28		
			2020 08 01		
			2016 11 12	2025 11 21	
			2026 04 07		
			2020 06 12		

2

12

3

		61			300	
		45			162	
		59			114	
		33			108	
		46			118	
		53			0	
		61			10	
		57			0	
		64			0	
		54			57	
		50			10	
		64			10	
	--	--	--	--	889	--



		1	2025-04-21	2025			
		4	2025-04-21	2024 2025 2024 2024 2024 2024 2024 2025 2025	2024		
			2025-08-14	2025	2025 2025		

			2025-10-16	2025 2025 2025 2025			
			2025-11-12				
		3	2025-04-21	2024			
			2025-10-10				
			2025-11-12				

2024

2025-
04-21

4

✓



	4,800
	4,368
	9,168
	9,168
	0
	5,762
	313
	2,182
	111
	163
	637
	9,168
	2,123
	1,319
	5,726
	9,168

“ ”

“ ”

“ ”

2025 4 21

2025 5 14 2024

2025-20277

2025 4 23

<http://www.cninfo.com.cn>

2025-2027

10					0
10					2
			920,891,585		
				184,178,317.00	
					0.00
			184,178,317.00		
					2,013,737,747.41
					100%
20					
10	924,638,285		3,746,700	920,891,585	
10	2	0			

1 2025 3 27

2025-012

3

7.6593 /

112,000

0.0121%



11.20

7 2025 8 1

2025-056

9

7.5593 /

274,000

0.0269%

8 2025 8 15

2025-059

2022

4

112,000

7.5593 /

924,806,285

924,694,285

924,806,285

924,694,285

9 2025 10 21

3

1

5.60

10 2025 10 31

2025-076

4

7.5593 /

112,000

0.0121%

		0	0	0	0	0	0	0	245,0	105,0	0	7.91	140,0

									00	00			00
		0	0	0	0	0	0	0	210,00	90,00	0	7.91	120,00
		0	0	0	0	0	0	0	126,00	54,00	0	7.91	72,00
	--	0	0	0	0	--	0	--	581,00	249,00	0	--	332,00

2025

2025

	2026 04 28	
	04 28	2025 http://www.cninfo.com.cn
		2026 100.00%
		100.00%

	:	
	2% 5% 2% 5%	5% 2% 5% 2%
		0
		0
		0
		0

2025 12 31	
	2026 04 28
	http://www.cninfo.com.cn



<http://www.cninfo.com.cn>

2025

ESG

<http://www.cninfo.com.cn>

2025

ESG

			1			
			2			
			3		2008 07 16	
			4			

1 2025 6 100%

2 2025 9 75%

3 2025 10 60%

4 2025 11 100%

	150
	1
	1

2025

2025

2025

2026 1 28 2026 2 13

2026

2025

2025



	2024 07 23	118,800	2024 07 23	118,800						
H&T Electroni c Technol ogy Mexico, S. de R.L. de C.V	2024 03 30	7,028.8	2024 12 17	1,834.25				1		
	2024 03 30	30,000	2024 12 26	10,000				1		
	2024 03 30		2025 02 19	5,000				1		
	2024 03 30	30,000	2025 01 20	28,000				1		
	2025 04 23	7,028.8						1		
	2025 04 23	5,200						1		
	2025 04 23	21,086.4						1		
	2025 04 23	15,000						1		
	2025 04 23	50,000	2025 07 01	20,000				1		

NPE S.r.l.	2025 04 23	7,028.8						1		
	2025 04 23	30,000						1		
H&T Electronic Technology Mexico, S. de R.L. de C.V	2025 04 23	7,028.8						1		
	2025 04 23	3,000	2025 07 24	500				1		
H&T Electronic Technology (Vietnam) Co., Ltd.	2025 04 23	7,028.8						1		
H&T Intelligent Control (Pingyang) Co., Ltd.	2025 04 23	7,028.8						1		
	2025 04 23	100,000						1		
	2025 07 30	20,000						1		
B1			279,430.4	B2						53,500
			398,230.4							184,134.25

B3			B4		
C1		0	C2		0
C3		0	C4		0
A1+B1+C1		279,430.4	A2+B2+C2		53,500
A3+B3+C3		398,230.4	A4+B4+C4		184,134.25
A4+B4+C4			27.43%		
D			0		
70% E			30,334.25		
50% F			0		
D+E+F			30,334.25		

	R2-	0	0

1 2025 1 13

6,000

14,000

2 2025 6 12

1,000

3 2025 6 25

5,000

16,400

4 2025 9 22

5,000

5 2025 10 9

2,000

6 2025 11 4

1,000

7 2025 11 21

1 A 201

3046

1508-006N

	123,811,037	13.38%				-4,947,500	-4,947,500	118,863,537	12.85%
1									
2									
3	123,811,037	13.38%				-4,947,500	-4,947,500	118,863,537	12.85%
	123,811,037	13.38%				-4,947,500	-4,947,500	118,863,537	12.85%
4									
	801,381,248	86.62%				4,449,500	4,449,500	805,830,748	87.15%
1	801,381,248	86.62%				4,449,500	4,449,500	805,830,748	87.15%
2									
3									
4									
	925,192,285	100.00%				-498,000	-498,000	924,694,285	100.00%




2022 498,000
 2025 3 26 2025 8 1 2025 10 31
 498,000

2022 498,000

	144,250	105,000		249,250	2022	2022
	589,125	90,000		679,125	2022	2022
	51,187	54,000		105,187	2022	2022
	0	1,000		1,000		2026 5 12
	15,225	75		15,300		2026 5 12
	111,356,250	205,425		111,561,675		
2022	11,655,000		5,403,000	6,252,000		2022
	123,811,037	455,500	5,403,000	118,863,537	--	--

	233,121		195,990		0		0
				8		8	
5%		10					
		15.01%	138,762,100	-9,712,900	111,561,675	27,200,425	76,758,119
		5.04%	46,578,789	28,423,054	0	0	0
500		1.47%	13,626,435	13,626,435	0	0	0
		0.82%	7,549,429	7,549,429	0	0	0

		0.33%	3,072,490	3,072,490	0	0		0
		0.24%	2,200,000	2,200,000	0	0		0
		0.20%	1,879,900	1,879,900	0	0		0
500		0.19%	1,746,777	1,746,777	0	0		0
		0.18%	1,710,096	1,710,096	0	0		0
500		0.16%	1,522,900	1,522,900	0	0		0
	10							
	3							
		10						
	/							
10		“ ”						
	10	3,746,700	0.4052%					
10								
				27,200,425		27,200,425		
				46,578,789		46,578,789		





	2026 04 24
	2026 00007830

2025 12 31

2025

“ ”

2025 12 31

2025

“

”



Α ΠΡΟΫΜΟ,

Α ΜΑΧΗ ΕΙΝΑΙ ΕΝΑΝΤΙ ΤΗΣ ΕΥΡΩΠΑΪΚΗΣ ΕΝΩΣΗΣ

2

1

2

3

4

5

2025



1

2

3

4

5

6

	1,315,291,010.57	1,244,498,917.37
	120,560,588.79	288,100.00
	0.00	0.00
	305,895,315.99	256,188,544.50
	3,181,139,850.14	2,871,306,826.75
	323,338,244.82	317,890,554.42
	69,496,783.03	52,158,332.87
	62,474,969.30	52,639,591.26
	0.00	0.00
	2,516,344,996.78	2,376,507,903.16
	0.00	0.00
	0.00	0.00
	263,739,933.92	192,813,550.97
	8,158,281,693.34	7,364,292,321.30
	0.00	0.00
	2,736,860.72	2,594,533.46




2,174,232,818.20

561,762,025.35

557,036,497.82

452,271,482.91

1,9-



537,247,892.34	23,118,062.52
114,066,683.18	198,781,140.79
5,485,209,066.55	5,797,767,006.45
<hr/>	
1,214,784,014.01	545,416,506.87
0.00	0.00
0.00	0.00
0.00	0.00
40,485,496.23	56,109,376.52

547,254,649.84	711,010,699.08
----------------	----------------

8,303,164.00	288,100.00
--------------	------------

0.00	0.00
------	------

84,231,196.34	58,446,154.64
---------------	---------------

3,274,761,569.03	3,245,743,567.73
------------------	------------------

261,415,533.66	269,252,709.78
----------------	----------------

11,100,006.08	6,929,812.59
---------------	--------------

814>	
------	--

	6,629,028.37	8,046,182.14
	5,619,656,175.79	3,594,085,687.46
	11,979,143,412.90	10,050,181,050.64
	48,438,251.52	589,186,451.64
	19,133.00	2,776,400.00
	1,307,856,908.68	1,847,389,826.45
	2,194,926,902.60	2,404,192,469.84
	16,161,567.28	23,162,833.46
	124,581,699.37	116,547,999.90
	31,012,293.04	30,275,804.71
	673,039,810.95	436,008,623.99
	0.00	0.00
	520,762,521.22	10,422,868.38
	26,869,917.53	33,661,108.73
	4,943,669,005.19	5,493,624,387.10
	1,073,009,755.33	545,416,506.87
	0.00	0.00
	2,985,569.22	4,645,875.85
	6,601,285.96	0.00
	0.00	0.00
	596,602.06	0.00
	30,147,200.15	27,332,958.41
	303,392,293.56	64,714,091.59
	29,997,000.00	29,997,000.00
	1,446,729,706.28	672,106,432.72
	6,390,398,711.47	6,165,730,819.82
	924,694,285.00	925,192,285.00
	0.00	0.00

	860,901,282.17	845,151,255.37
	82,210,441.59	163,625,937.99
	1,553,982,986.75	198,415,237.05
	0.00	0.00
	317,638,841.69	283,219,586.07
	2,013,737,747.41	1,796,097,805.32
	5,588,744,701.43	3,884,450,230.82
	11,979,143,412.90	10,050,181,050.64

	2025	2024
	7	ò &

“ ”		
“ ”		0.00
“ ”	30,803,428.36	-321,995.37
“ ”	-9,047,559.34	-70,436,573.46
“ ”	-19,206,073.53	-115,339,522.42
“ ”	499,439.62	-1,958,676.43
“ ”	854,370,954.33	365,597,596.63
	2,671,304.15	1,735,450.52
	35,416,007.56	1,395,101.44
“ ”	821,626,250.92	365,937,945.71
	107,530,896.33	32,043,091.76
“ ”	714,095,354.59	333,894,853.95
1.	714,095,354.59	333,894,853.95
2.		
1.	663,431,525.52	364,288,849.01
2.	50,663,829.07	-30,393,995.06
	1,330,376,931.96	-10,993,071.39
	1,331,812,776.92	-16,352,978.22
	1,354,031,318.21	-11,574,412.23
1.	0.00	
2.	0.00	
3.	1,354,031,318.21	-11,574,412.23
4.	0.00	
5.	0.00	
	-22,218,541.29	-4,778,565.99
1.	0.00	
2.	0.00	
3.	0.00	

4.	1,242,317.35	1,735,804.03
5.	0.00	
6.	-23,460,858.64	-6,514,370.02
7.		
	-1,435,844.96	5,359,906.83
	2,044,472,286.55	322,901,782.56
	1,995,244,302.44	347,935,870.79
	49,227,984.11	-25,034,088.23
	0.723	0.4008
	0.7143	0.4008
	0.00	0.00

	2025	2024
	7,559,295,370.73	7,609,404,121.01
	6,472,868,102.26	6,527,978,872.40
	31,343,933.60	32,652,009.83
	112,029,201.14	115,798,905.03
	247,485,812.06	228,642,396.96
	291,956,353.60	295,783,442.37
	5,665,451.36	16,214,491.92
	44,253,088.73	33,741,832.90
	9,580,529.25	11,683,335.98
	26,792,835.70	34,623,491.70
“ ”	27,450,924.94	43,545.07
	142,327.26	-499,486.96
“_”	-12,316,102.92	-20,217,306.51
“ ”	0.00	
“ ”	3,739,156.54	-573,036.47
“_”	-1,803,225.79	-8,012,092.12



-29,128,059.20

-54,285,596.17

-38,477.97

278,003.40

	2025	2024
	9,588,476,416.68	8,418,102,902.61
	0.00	0.00
	0.00	0.00
	0.00	0.00
	0.00	0.00
	0.00	0.00
	0.00	0.00
	0.00	0.00
	0.00	0.00
	0.00	0.00
	0.00	0.00
	0.00	0.00
	547,665,933.52	568,798,907.29
	91,626,116.13	107,928,891.77
	10,227,768,466.33	9,094,830,701.67
	7,557,598,517.70	6,652,417,714.38
	0.00	0.00
	0.00	0.00
	0.00	0.00
	0.00	0.00
	0.00	0.00
	0.00	0.00
	0.00	0.00
	1,570,487,029.28	1,406,692,449.10
	302,971,686.57	184,206,987.68
	269,312,482.39	221,616,158.27
	9,700,369,715.94	8,464,933,309.43
	527,398,750.39	629,897,392.24
	983,651,840.63	381,648,799.85
	2,206,348.86	901,900.66
	262,087.90	4,148,809.54
	0.00	0.00
	6,785,670.78	7,951,073.82
	992,905,948.17	394,650,583.87
	331,154,036.46	830,912,365.25
	1,203,777,800.00	656,329,802.00

	0.00	0.00
	0.00	0.00
	3,401,953.55	1,543,084.21
	1,538,333,790.01	1,488,785,251.46
	-545,427,841.84	-1,094,134,667.59
	7,706,400.00	74,495,200.00
	0.00	0.00
	1,869,853,263.19	2,366,249,246.49
	57,745,628.00	10,421,288.92
	1,935,305,291.19	2,451,165,735.41
	1,538,565,628.42	1,702,868,470.87
	130,960,749.43	183,929,205.58
	0.00	0.00
	121,306,254.27	183,827,673.39
	1,790,832,632.12	2,070,625,349.84
	144,472,659.07	380,540,385.57
	-972,851.37	-2,614,324.12
	125,470,716.25	-86,311,213.90
	1,039,445,176.10	1,125,756,390.00
	1,164,915,892.35	1,039,445,176.10

	2025	2024
	7,137,733,462.64	6,181,253,474.47
	498,540,545.89	438,462,040.10
	101,949,083.02	48,570,966.15
	7,738,223,091.55	6,668,286,480.72
	6,366,633,985.61	4,961,158,871.97
	843,740,831.41	796,190,386.42
	116,192,236.57	84,962,876.86
	105,740,824.01	102,296,868.41
	7,432,307,877.60	5,944,609,003.66
	305,915,213.95	723,677,477.06

	513,651,840.63	12,734,005.77
	950,000.00	14,801,157.07
	27,658,700.34	16,177,240.03
	0.00	0.00
	6,785,670.78	7,951,073.82
	549,046,211.75	51,663,476.69
	99,284,740.40	219,571,742.97
	958,744,500.00	380,989,802.00
	0.00	0.00
	3,401,953.55	1,543,084.21
	1,061,431,193.95	602,104,629.18
	-512,384,982.20	-550,441,152.49
	0.00	0.00
	1,301,064,570.51	1,451,012,512.84
	2,553,260,908.12	1,422,535,835.36
	3,854,325,478.63	2,873,548,348.20
	1,304,105,420.91	969,355,360.00
	130,392,325.94	167,055,016.78
	2,310,959,844.93	1,734,847,577.19
	3,745,457,591.78	2,871,257,953.97
	108,867,886.85	2,290,394.23
	-4,191,160.11	-1,044,206.51
	-101,793,041.51	174,482,512.29
	511,547,108.31	337,064,596.02
	409,754,066.80	511,547,108.31

2025															
	925,192,285.00	0.00	0.00	0.00	1,147,383,060.63	163,625,937.99	210,366,597.09	0.00	283,219,987.14	0.00	2,279,636,158.93		4,682,172,150.80	710,254,647.54	5,392,426,798.34
	925,192,285.00	0.00	0.00	0.00	1,147,383,060.63	163,625,937.99	210,366,597.09	0.00	283,219,987.14	0.00	2,279,636,158.93	0.00	4,682,172,150.80	710,254,647.54	5,392,426,798.34
“ ”	-498,000.00	0.00	0.00	0.00	46,517,820.65	-81,415,496.40	1,331,812,776.92	0.00	34,419,255.62	0.00	536,878,911.40	0.00	2,030,546,260.99	44,882,628.45	2,075,428,889.44
							1,331,812,776.92				663,431,525.52		1,995,244,302.44	49,227,984.11	2,044,472,286.55

	- 498,000.00	0.00	0.00	0.00	46,517,820 .65	- 81,415,49 6.40	0.00	0.00	0.00	0.00	0.00		127,435,31 7.05	- 4,345,355 .66	123,089,9 61.39
1													0.00	0.00	0.00
2	0.00			0.00	0.00								0.00		0.00
3	- 498,000.00				47,807,816 .00	- 81,415,49 6.40							128,725,31 2.40	0.00	128,725,3 12.40
4	0.00				- 1,289,995. 35								- 1,289,995.3 5	- 4,345,355 .66	- 5,635,351. 01
	0.00	0.00	0.00	0.00	0.00	0.00	0.00	0.00	34,419,255 .62	0.00	- 126,552,61 4.12		- 92,133,358. 50	0.00	- 92,133,35 8.50
1					0.00				34,419,255 .62		- 34,419,255 .62		0.00		0.00
2													0.00		0.00
3											- 92,133,358 .50		- 92,133,358. 50	0.00	- 92,133,35 8.50

4													0.00		0.00
	0.00	0.00	0.00	0.00	0.00	0.00	0.00	0.00	0.00	0.00	0.00		0.00	0.00	0.00
1													0.00	0.00	0.00
2													0.00		0.00
3													0.00		0.00
4													0.00		0.00
5							0.00		0.00		0.00		0.00		0.00
6													0.00		0.00
	0.00	0.00	0.00	0.00	0.00	0.00	0.00	0.00	0.00	0.00	0.00		0.00	0.00	0.00

1													0.00		0.00
2													0.00		0.00
													0.00		0.00
	924,694,28 5.00	0.00	0.00	0.00	1,193,900, 881.28	82,210,44 1.59	1,542,179 ,374.01	0.00	317,639,24 2.76	0.00	2,816,515, 070.33		6,712,718,4 11.79	755,137,2 75.99	7,467,855, 687.78

	2024														
	931,900,68 5.00	0.00	0.00	0.00	1,183,820, 185.05	137,143, 600.00	226,719,5 75.31	0.00	248,926,02 3.14	0.00	2,089,164, 811.00		4,543,387, 679.50	740,283,4 67.67	5,283,671, 147.17
													0.00		0.00
													0.00		0.00
													0.00		0.00
	931,900,68 5.00	0.00	0.00	0.00	1,183,820, 185.05	137,143, 600.00	226,719,5 75.31	0.00	248,926,02 3.14	0.00	2,089,164, 811.00	0.00	4,543,387, 679.50	740,283,4 67.67	5,283,671, 147.17
	-	0.00	0.00	0.00	-	26,482,3	-	0.00	34,293,964	0.00	190,471,34	0.00	138,784,47	-	108,755,65

	6,708,400.00				36,437,124.42	37.99	16,352,978.22	.00		7.93	1.30	30,028,820.13	1.17
“ ”													
							16,352,978.22			364,288,849.01	347,935,870.79	25,034,088.23	322,901,782.56
	6,708,400.00	0.00	0.00	0.00	36,437,124.42	26,482,337.99	0.00	0.00	0.00	0.00	69,627,862.41	11,528,082.10	58,099,780.31
1											0.00	0.00	0.00
2	0.00			0.00	0.00						0.00		0.00
3	760,000.00				39,193,845.17	8,467,360.00					46,901,205.17		

4

2
3

.00

0.00

0.00

										0.00		0.00
	925,192,285.00	0.00	0.00	0.00	845,151,255.37	163,625,937.99	198,415,237.05	0.00	283,219,586.07	1,796,097,805.32	0.00	3,884,450,230.82
“ ”	-498,000.00	0.00	0.00	0.00	15,750,026.80	-81,415,496.40	1,355,567,749.70	0.00	34,419,255.62	217,639,942.09	0.00	1,704,294,470.61
							1,355,567,749.70			344,192,556.21		1,699,760,305.91
	-498,000.00	0.00	0.00	0.00	15,750,026.80	-81,415,496.40	0.00	0.00	0.00	0.00	0.00	96,667,523.20
1												0.00
2				0.00								0.00
3	-498,000.00				15,750,026.80	-81,415,496.40						96,667,523.20
4												0.00
	0.00	0.00	0.00	0.00	0.00	0.00	0.00	0.00	34,419,255.62	-126,552,614.12	0.00	-92,133,358.50
1									34,419,255.62	-34,419,255.62		0.00
2										-92,133,358.50		-92,133,358.50
3										0.00		0.00

931,900,685.00 0.00 0.00 0.00 881,083,961.86 137,143,600.00 213,516,779.82 0.00 248,925,622.07 1,626,975,666.37 0.00 3,765,259,115.12

0.00

0.00

0.00

0.00

931,900,685.00 0.00 0.00 0.00 881,083,961.86 137,143,600.00 213,516,779.82 0.00 248,925,622.07 1,626,975,666.37 0.00 3,765,259,115.12

-6,708,400.00 0.00 0.00 0.00 -35,932,706.49 26,482,337.99 -15,101,542.77 0.00 34,293,964.00 169,122,138.95 0.00 119,191,111.11

“ ”

၂၉၂၈၅

-၂၃,၂၀၂,၃၅၀

၃၄,၂၉၃,၉၆၄

10

0.000

0.00

D 10 1010-1011

6

LED

()

2026 4 24

——
“ ”

15 ——

2023

12

1 1 12 31

12

H T Intelligent Control North
America Ltd. H T Intelligent Control Europe S.r.l. NPE S.r.l. H T-NPE East Europe S.r.l. H T
Intelligent Control (Vietnam) Company Ltd., H T Electronics Technology Vietnam Company Ltd.,
H T (Vietnam) New Material
Technology Company Limited H T Electronic Technology Mexico, S. de R.L. de C.V. Het Intelligent
Control Singapore PTE. LTD.

	5%	0.5%
	0.5%	
	5%	
	5%	10%

úçqõ: 9 é (

4

1

2

3

4

5

8 —

8

()

“

”

()

()

1

2

3

1

2

3

4

5

,

1



2

1

1

2



1

2

3

1 2

A.

1

2

B.

1

2

L'NINNYC@O
GAW@B@S@E@Y@
5-1-09R#H



e.

a.

b.

c.

d.

e.

f.

a.

b.

c.

d.

1

2

11

6

11

6

6

11

6

11

		12



11

6

1

2

1

2

3

6

11

1

2

1

2

“

”

1

2

		45	5%	2.11%

		5~10	5%	9.5%~19%
		5	5%	19%
		5~8	5%	11.875%~19%
		5	5%	19%
		5	5%	19%

2

3

3



50

5

5-10

SAP



1

2

3

1

2

3

4

5

6

1

2

3

/

/

1

/

1)

2)

3)

1

“

”

2

3

4

1

2

1

1

2

3

4

5

A

B

ERP

ERP

ERP

A

T/R

T/R

B

1

2

3

1

2

()

()

•

•

()

-

-

8 —

12

2000

		0% 6% 9% 13% 16%
		7% 5%
		3%
		2%

	15%
	15%
	15%

1		15%	2023 11 15 GR202344203977 2025 1 -12 15%
2		15%	2023 12 28 GR202344005775 2025 1 -12 15%
3		15%	2025 12 19 GR202533004955 2025 15%
4		15%	2025 12 25 GR202544200921 2025 15%
5		15%	2023 12 18 GR202344014965 2025 1 -12 15%
6		15%	[2020]8 2020 45 10% 2017 2017 2025 1- 12 15%
7		10%	1 78/2014 /TT-BTC 19 4 EPE 10 2016 1 1 20 2 151/2014 /TT-BTC 6 EPE 50 3 2020 2022 2025 20% 2025 1 -12 10%
8	(Vietnam) New Material Technology Company Limited	10%	1 78/2014 TT-BTC 19 1 15 10%

			2	78/2014	TT-BTC	20	1	50	
			H T (VIETNAM) NEW MATERIAL TECHNOLOGY COMPANY LIMITED						
9		0%	1	151/2014	/TT-BTC	6	EPE	50	
			2	2024		2024	2025		
			3	2026	2029	20%			
10		8.25% 16.5%	2025			2,000,000.00			
			8.25%			2,000,000.00			
			16.5%						
11		20%							
						2022	13		
			2023	6					2023
			12						
			300			5000	300		
			25%				20%	300	
			2027	12	31				

1	H T Intelligent Control Europe S.R.L.	NPE SRL		
	24.00%			
2	H T Intelligent Control North America LTD			
	21.00%			
3			2025 1 -12	
2,000,000.00	8.25%	2,000,000.00		16.5%
4	NPE SRL	H T-NPE East Europe S.R.L		
	16.00%			
5	H T Electronic Technology Mexico, S. DE R.L. DE C.V.			
	30.00%			
6	HET Intelligent Control Singapore PTE. LTD.			
	17.00%			

	66,007.58	54,138.13
	1,163,991,553.11	1,039,001,043.93
	151,233,449.88	205,443,735.31
	1,315,291,010.57	1,244,498,917.37
	205,070,536.77	117,493,626.03

1 2025 12 31

	136,882,386.81	192,362,923.13
	-	7,186,500.00

	144,771,418.62	44.16%	21,903,979.43	15.13%	122,867,439.19	96,383,963.09	36.23%	9,839,142.94	10.21%	86,544,820.15
	183,027,876.80	55.84%			183,027,876.80	169,643,724.35	63.77%			30,092,876.15
	327,799,295.42	100.00%	21,903,979.43	6.68%	305,895,315.99	266,027,687.44	100.00%	9,839,142.94	3.70%	256,188,544.50

21,903,979.43

	144,771,418.62	21,903,979.43	15.13%
	183,027,876.80	0.00	0.00%
	327,799,295.42	21,903,979.43	

	9,839,142.94	21,903,979.43	9,839,142.94		21,903,979.43
	9,839,142.94	21,903,979.43	9,839,142.94		21,903,979.43

	39,023,710.70
	39,023,710.70

	118,819,717.91
	118,819,717.91

1	1	3,111,914,422.34
1	2	77,003,096.51
2	3	68,168,084.11
3		48,809,512.73
3	4	7,301,846.44
4	5	36,058,299.83
5		5,449,366.46
		3,305,895,115.69
		2,999,614,831.55

	40,630,0 93.33	1.23%	34,625,2 43.33	85.22%	6,004,85 0.00	53,517,8 67.13	1.78%	28,912,5 70.27	54.02%	24,605,2 96.86
	29,917,2 50.00	0.90%	23,933,8 00.00	80.00%	5,983,45 0.00	53,517,8 67.13	1.78%	28,912,5 70.27	54.02%	24,605,2 96.86
	10,712,8 43.33	0.32%	10,691,4 43.33	99.80%	0.00					
	3,265,26 5,022.36	98.77%	90,130,0 22.22	2.76%	3,175,13 5,000.14	2,946,09 6,964.42	98.22%	99,395,4 34.53	3.37%	2,846,70 1,529.89

	3,265,265,022.36	98.77%	90,130,022.22	2.76%	3,175,135,000.14	2,946,096,964.42	98.22%	99,395,434.53	3.37%	2,846,701,529.89
	3,305,895,115.69	100.00%	124,755,265.55	3.77%	3,181,139,850.14	2,999,614,831.55	100.00%	128,308,004.80	4.28%	2,871,306,826.75

34,625,243.33

	53,517,867.13	28,912,570.27	29,917,250.00	23,933,800.00	80.00%	
			10,712,843.33	10,691,443.33	99.80%	
	53,517,867.13	28,912,570.27	40,630,093.33	34,625,243.33		

90,130,022.22

	3,265,265,022.36	90,130,022.22	2.76%
	3,265,265,022.36	90,130,022.22	

	28,912,570.27	14,734,423.06	9,021,750.00		34,625,243.33
	99,395,434.53	54,250,663.27	63,516,075.58		90,130,022.22
	128,308,004.80	68,985,086.33	72,537,825.58		124,755,265.55

	335,121,682.76		335,121,682.76	10.14%	6,713,257.39
	323,096,118.13		323,096,118.13	9.77%	6,835,310.86
	199,438,132.31		199,438,132.31	6.03%	4,012,204.71
	193,422,897.71		193,422,897.71	5.85%	3,868,801.46
	177,150,058.88		177,150,058.88	5.36%	3,987,408.40
	1,228,228,889.79		1,228,228,889.79	37.15%	25,416,982.82

	252,699,760.02	223,673,076.58
	70,638,484.80	94,217,477.84
	323,338,244.82	317,890,554.42

	295,824,028.29	
	295,824,028.29	

	0.00	0.00
	62,474,969.30	52,639,591.26
	62,474,969.30	52,639,591.26

	2,656,300.94	5,251,966.34
	26,833,378.70	20,183,344.91
	40,910,892.30	34,484,907.90
	70,400,571.94	59,920,219.15

1 1	48,882,410.40	36,996,160.21
1 2	8,195,612.63	10,867,430.12
2 3	7,056,824.25	7,675,310.16
3	6,265,724.66	4,381,318.66
3 4	3,298,413.68	1,961,982.33
4 5	1,118,080.54	1,637,218.04
5	1,849,230.44	782,118.29
	70,400,571.94	59,920,219.15



	1,347,75 4.59	1.91%	1,347,75 4.59	100.00%	0.00	1,903,19 1.75	3.18%	1,717,19 1.75	90.23%	186,000. 00
	1,347,75 4.59	1.91%	1,347,75 4.59	100.00%	0.00	1,903,19 1.75	3.18%	1,717,19 1.75	90.23%	186,000. 00
	69,052,8 17.35	98.09%	6,577,84 8.05	9.53%	62,474,9 69.30	58,017,0 27.40	96.82%	5,563,43 6.14	9.59%	52,453,5 91.26
	69,052,8 17.35	98.09%	6,577,84 8.05	9.53%	62,474,9 69.30	58,017,0 27.40	96.82%	5,563,43 6.14	9.59%	52,453,5 91.26
	70,400,5 71.94	100.00%	7,925,60 2.64	11.26%	62,474,9 69.30	59,920,2 19.15	100.00%	7,280,62 7.89	12.15%	52,639,5 91.26

1,347,754.59

	1,903,191.75	1,717,191.75	1,347,754.59	1,347,754.59	100.00%	
	1,903,191.75	1,717,191.75	1,347,754.59	1,347,754.59		

6,577,848.05

	69,052,817.35	6,577,848.05	9.53%	
	69,052,817.35	6,577,848.05		

	12			
2025 1 1	759,616.12	4,803,820.02	1,717,191.75	7,280,627.89

2025	1	1				
			697,232.56	1,783,415.66	151,935.90	2,632,584.12
			479,200.57	987,035.74	521,373.06	1,987,609.37
2025	12	31	977,648.11	5,600,199.94	1,347,754.59	7,925,602.64

	7,280,627.89	2,632,584.12	1,987,609.37			7,925,602.64
	7,280,627.89	2,632,584.12	1,987,609.37			7,925,602.64

		17,950,402.81	1	25.50%	359,008.06
		11,042,995.85	1	15.69%	347,502.72
		3,300,000.00	1	4.69%	66,000.00
		2,315,528.05	2-3	3.29%	375,395.13
		1,823,700.00	1	2.59%	36,474.00
		36,432,626.71		51.76%	1,184,379.91

1	52,577,841.28	75.65%	50,777,415.77	97.35%
1 2	16,512,877.55	23.76%	1,226,672.81	2.35%
2 3	394,845.50	0.57%	133,150.33	0.26%
3	11,218.70	0.02%	21,093.96	0.04%
	69,496,783.03		52,158,332.87	

1

		%		
	12,867,630.07	18.52%	2025	
	9,658,798.30	13.90%	2025	
	6,867,971.79	9.88%	2025	
	4,378,331.07	6.30%	2025	
	3,031,178.86	4.36%	2025	
	36,803,910.09	52.96%		

	1,102,461,445.78	132,134,218.12	970,327,227.66	1,052,300,219.87	155,102,856.42	897,197,363.45
	128,666,975.32	2,553,196.17	126,113,779.15	118,694,320.13	954,873.87	117,739,446.26
	640,814,658.01	24,318,488.35	616,496,169.66	612,652,717.26	31,595,388.16	581,057,329.10
	834,235.64	3,507.81	830,727.83	1,290,124.29	867.47	1,289,256.82
	798,748,349.94	3,365,336.55	795,383,013.39	774,366,906.02	2,578,323.78	771,788,582.24
	1,418,195.65	0.00	1,418,195.65	743,078.69	0.00	743,078.69
	2,470,907.79	0.00	2,470,907.79	3,510,220.25	0.00	3,510,220.25
	4,278,047.40	973,071.75	3,304,975.65	3,528,460.30	652,938.38	2,875,521.92
	0.00	0.00	0.00	307,104.43	0.00	307,104.43

	2,679,692,815. 53	163,347,818.75	2,516,344,996. 78	2,567,393,151. 24	190,885,248.08	2,376,507,903. 16
--	----------------------	----------------	----------------------	----------------------	----------------	----------------------

	155,102,856.42	103,527,133.27		126,495,771.57	132,134,218.12
	954,873.87	1,785,098.31		186,776.01	2,553,196.17
	31,595,388.16	16,963,421.42		24,240,321.23	24,318,488.35
	867.47	2,640.34			3,507.81
	2,578,323.78	3,142,829.89		2,355,817.12	3,365,336.55
		0.00			0.00
	652,938.38	841,544.12		521,410.75	973,071.75
	190,885,248.08	126,262,667.35		153,800,096.68	163,347,818.75

	252,850,032.57	182,375,631.79
	225,069.44	
	8,870,269.48	10,120,587.82

	1,794,562.43	317,331.36
	263,739,933.92	192,813,550.97

	238,401.83		238,401.83			2,261,598.17		

16,841,723. 25	16,192,797. 00	648,926.25		23,158,276. 75
				2,000,000.0 0
823,074.38	2,527,488.0 0		1,704,413.6 2	2,176,925.6 2
33,015.29		33,015.29		7,966,984.7 1
				6,000,000.0 0
97,998,119. 00	99,000,011. 25		1,001,892.2 5	42,998,119. 00
6,457,191.9 1	3,810,058.0 0	2,647,133.9 1		3,542,808.0 9
1,230,937.0 8	4,088,800.0 0		2,857,862.9 2	7,676,278.9 2
1,952,738.4 70.51	306,253.07 7.30	1,646,485.3 93.21		1,922,738.4 70.51
2,898,224.4 4	3,500,000.0 0		601,775.56	601,775.56
1,741,618.3 5	14,628,853. 00		12,887,234. 65	2,258,381.6 5
	34,480,000. 00		34,480,000. 00	34,480,000. 00


	10,000,000. 00								
	2,000,000.0 0								
	72,500,000. 00	72,500,000. 00							
	2,174,232,8 18.20	561,762,02 5.35	1,650,052,8 70.49	57,582,077. 64	1,965,736,5 89.51	96,190,987. 31	0.00		

		282,38 8.89									282,38 8.89
	2,594, 533.46				142,32 7.26						2,736, 860.72

	2,594, 533.46	282,38 8.89			142,32 7.26						2,736, 860.72	282,38 8.89
	2,594, 533.46	282,38 8.89			142,32 7.26						2,736, 860.72	282,38 8.89

	60,203,092.04	75,538,513.00
	50,456,800.00	8,930,494.00
	43,993,246.00	50,000,000.00
	12,879,571.16	10,000,000.00
	10,943,740.11	11,428,104.58
	23,560,000.00	27,550,000.00
	9,287,085.85	10,000,000.00
	137,199,324.80	138,599,802.00
	1,289,068.53	3,000,000.00
	117,224,569.33	117,224,569.33
	50,000,000.00	0.00
	20,000,000.00	
	20,000,000.00	0.00
	557,036,497.82	452,271,482.91

	1,946,595,895.49	1,948,631,074.64
	0.00	0.00
	1,946,595,895.49	1,948,631,074.64



1,005,993,17 1,353,039,94 228,098,5-
2.23 7.08



1							
2	4,956,695.80	8,678,117.75	1,293,646.69	181,879.78	148,194.00		
3		10,629,258.44	792,766.06	0.00			11,431,051.03
4.	1,012,871.24	1,507,090.28	257,029.786	19,208,047.98	67,531.17		2,949,924.66
	0.57	5.69	99	8	1		8.02
1.	112,414,139.98	434,002,776.19	150,608,579.55	9,424,685.44		5,779.87	789,411,872.94
2.	28,373,539.76	149,349,781.07	31,894,747.97	1,971,588.04		518,474.04	230,300,999.62
1	26,843,971.45	135,489,494.33	25,457,774.92	1,911,880.00		10,040,328.92	207,404,203.31
2	1,529,568.31	13,860,286.74	6,435,670.93	34,500.00		288,045.62	22,673,866.11
3	0.00	0.00	1,302.12	25,112.99	6,415.59	190,099.50	222,930.20
3.	40,670.22	18,619,368.70	4,786,286.63	176,651.95	330,886.08	494,272.17	24,448,135.75
1		14,371,799.22	4,224,966.68	163,019.86	304,954.43	338,337.49	19,403,077.68
2	40,670.22	1,122,646.03	863,897.53				

b2 B/p @ D 0

1.	865,336,666. 37	941,889,636. 09	78,521,430.9 9	7,988,426.45	23,479,238.5 1	29,380,497.0 8	1,946,595,89 5.49
2.	886,791,467. 57	918,914,436. 32	77,489,950.7 4	8,677,233.61	26,221,607.5 8	30,536,378.8 2	1,948,631,07 4.64

							72,811,157.91

	426,789,783.43	265,092,825.68
	426,789,783.43	265,092,825.68

	131,675,893.78		131,675,893.78	101,581,533.38	101,581,533.38
	229,004,995.36		229,004,995.36	97,382,847.58	97,382,847.58
	51,218,042.42		51,218,042.42	0.00	0.00
	2,272,918.37		2,272,918.37	54,712,120.14	54,712,120.14
	4,896,957.36		4,896,957.36	5,171,415.99	5,171,415.99
	3,867,830.14		3,867,830.14	4,084,609.52	4,084,609.52
	1,854,685.17		1,854,685.17	0.00	0.00
	1,566,667.20		1,566,667.20	1,654,473.83	1,654,473.83
	431,793.63		431,793.63	0.00	0.00
	0.00		0.00	505,825.24	505,825.24

	426,789,783.43		426,789,783.43	265,092,825.68		265,092,825.68
--	----------------	--	----------------	----------------	--	----------------

	190,480,000.00	101,581,533.38	30,094,360.40			131,675,893.78	69.13%	85%				
	272,510,000.00	97,382,847.58	131,622,147.78			229,004,995.36	84.04%	90%	3,162,352.22	3,162,352.22	100.00%	
	1,188,000,000.00		51,218,042.42			51,218,042.42	4.31%	20%				
	1,650,990,000.00	198,964,380.96	212,934,550.60	0.00		411,898,931.56			3,162,352.22	3,162,352.22		

☑

☑

1.	194,197,869.72		3,495,729.48	1,579,759.44				199,273,358.64
2.	48,713,380.64		686,484.82	1,109,619.43				50,509,484.89
	47,414,404.53		393,618.69	964,455.37				48,772,478.59
	1,298,976.11		292,866.13	145,164.06				1,737,006.30
3.	28,398,230.02							28,398,230.02
	20,822,762.82							20,822,762.82
	6,547,109.62							6,547,109.62
	1,028,357.58							1,028,357.58
4.	214,513,020.34		4,182,214.30	2,689,378.87				221,384,613.51
1.	109,592,161.89		1,947,949.35	939,685.67				112,479,796.91
2.	50,836,639.07		794,645.21	466,065.52				52,097,349.80
1	49,537,662.96		620,771.23	388,176.84				50,546,611.03
	1,298,976.11		173,873.98	77,888.68				1,550,738.77
3.	21,984,263.01							21,984,263.01
1	15,866,289.67							15,866,289.67
	5,089,615.76							5,089,615.76
	1,028,357.58							1,028,357.58
4.	138,444,537.95		2,742,594.56	1,405,751.19				142,592,883.70

1.

2.

1

3.

1

4.

1.

76,068,482.39

1,439,619.

4.	306,735,645.57			491,637,962.32	43,006,306.62	841,379,914.51
1.	22,492,400.94			264,370,217.17	23,721,711.45	310,584,329.56
2.	11,496,233.74			48,990,869.30	4,782,248.10	65,269,351.14
1	11,496,233.74			48,920,601.35	4,404,552.74	64,821,387.83
				70,267.95	377,695.36	447,963.31
3.				379,585.68		379,585.68
1				379,585.68		379,585.68
4.	33,988,634.68			312,981,500.79	28,503,959.55	375,474,095.02
1.				36,711,479.72		36,711,479.72
2.				15,439,364.15		15,439,364.15
1				15,439,364.15		15,439,364.15
3.						
1						
4.				52,150,843.87		52,150,843.87
1.	272,747,010.89			126,505,617.66	14,502,347.07	413,754,975.62
2.	283,127,737.93			138,943,712.77	13,717,079.06	435,788,529.76

6.37%

	2,534,329.18					2,534,329.18
	537,066,596.63					537,066,596.63
NPE SRL	8,349,562.69					8,349,562.69
	547,950,488.50					547,950,488.50

	2,534,329.18					2,534,329.18
	2,534,329.18					2,534,329.18

...

287

1

2018 12

5,500.00

43,160.15

NPE SRL 55.00%

-15,102,550.07

8,349,562.69

=

-

*

624,000,000.00-

108,666,754.21*80%= 537,066,596.63

, 2025 12 31

	968,934,677. 29	1,019,891,30 0.00	0.00	5	14% 32.75%-42.45%	0% 42.45% 12.69%	(WACCBT) (WACC)
	968,934,677. 29	1,019,891,30 0.00	0.00				

	74,933,685.44	16,307,342.94	20,408,334.56	0.00	70,832,693.82
	199,976.72	462,264.16	318,444.41	0.00	343,796.47
	1,809,199.16	3,094,492.70	2,884,220.03	0.00	2,019,471.83
	52,518.31	662,265.93	599,236.32	0.00	115,547.92
	554,320.06	4,008,787.83	3,333,669.32	0.00	1,229,438.57
	13,216,474.22	5,058,423.92	6,543,161.40	0.00	11,731,736.74
	90,766,173.91	29,593,577.48	34,087,066.04	0.00	86,272,685.35

	314,615,509.17	45,653,220.62	282,388,757.67	40,322,254.56
	13,050,792.13	1,957,618.82	9,740,584.78	1,497,460.59
	248,596,053.20	32,594,691.72	67,365,900.00	10,104,885.00
	19,133.00	2,869.95	3,275,886.96	491,383.04
	42,399,688.02	5,747,328.81	42,087,490.92	5,575,397.01
	30,200,796.37	5,094,995.05	27,828,218.95	4,913,059.00
	40,110,376.68	6,016,556.50	41,221,686.98	6,183,253.04
	0.00	0.00	1,452,925.26	348,702.03
	639,548.59	95,932.29	7,748,619.50	1,874,377.60
	689,631,897.16	97,163,213.76	483,110,071.02	71,310,771.87

	7,505,478.07	1,125,821.71	11,289,264.82	1,693,389.72
	83,523,131.96	14,649,731.85	2,756,366.15	413,454.92
	1,890,794,295.00	281,469,238.31	315,548,071.48	46,854,667.09
	124,656,302.99	18,281,642.69	170,014,484.96	24,991,109.51
	35,705,787.35	5,293,436.79	36,602,779.04	5,842,649.76
	2,142,184,995.37	320,819,871.35	536,210,966.45	79,795,271.00

		97,163,213.76		71,310,771.87
		320,819,871.35		79,795,271.00

		37,869,886.98	69,660,212.25
		840,663,323.71	689,495,807.98
		878,533,210.69	759,156,020.23

2026	47,917,592.29	47,917,592.29	
2027	59,319,633.42	59,319,633.42	
2028	58,790,307.78	58,790,307.78	
2029	102,502,947.38	102,502,947.38	
2030	8,969,766.01	8,969,766.01	
2031	37,306,455.28	37,306,455.28	
2032	35,872,964.79	35,872,964.79	
2033	79,692,727.75	79,692,727.75	
2034	106,944,001.52	106,944,001.52	
2035	168,028,506.29		

	135,318,421.20	115,508,409.70	
	840,663,323.71	652,824,805.92	

	11,002,212.79		11,002,212.79	21,934,156.45	21,934,156.45
	1,685,067.88		1,685,067.88	2,445,406.72	2,445,406.72
	3,199,519.76		3,199,519.76	8,088,735.65	8,088,735.65
	15,886,800.43		15,886,800.43	32,468,298.82	32,468,298.82

	150,375,11 8.22	150,375,11 8.22			205,053,74 1.27	205,053,74 1.27	
	157,843,42 8.61	157,843,42 8.61			325,871,27 8.90	325,871,27 8.90	
	28,255,082. 07	28,255,082. 07					
	336,473,62 8.90	336,473,62 8.90			530,925,02 0.17	530,925,02 0.17	

	4,750,000.00	676,192,663.86
		1,275,430.54

	154,154,172.52	334,099,171.35
	17,760,249.16	21,595,866.42
	176,664,421.68	1,033,163,132.17

	19,133.00	2,776,400.00
	19,133.00	2,776,400.00
	19,133.00	2,776,400.00

	111,309,188.32	66,845,230.51
	863,493,040.03	1,110,130,421.25
	471,190,668.33	379,854,876.35
	1,445,992,896.68	1,556,830,528.11

0.00

	2,519,249,174.15	2,345,105,499.35
	56,211,487.17	9,679,306.61
	17,467,178.67	19,913,580.62
	2,592,927,839.99	2,374,698,386.58

	204,783,860.29	269,965,255.87
	204,783,860.29	269,965,255.87

	98,516,541.20	204,164,560.00
	26,136,992.22	23,563,632.24
	80,130,326.87	42,237,063.63
	204,783,860.29	269,965,255.87

	85,588,029.30	40,053,162.72
		264,150.94
	5,793,991.90	159,178.91

	91,382,021.20	40,476,492.57
--	---------------	---------------

	215,773,902.58	1,536,680,505.69	1,523,703,680.37	228,750,727.90
	6,814,307.63	138,900,677.33	142,641,635.81	3,073,349.15
	74,072.30	10,723,722.75	10,723,543.73	74,251.32
	222,662,282.51	1,686,304,905.77	1,677,068,859.91	231,898,328.37

1	210,374,089.46	1,401,498,711.73	1,389,106,289.21	222,766,511.98
2	74,063.27	34,404,784.14	34,275,835.17	203,012.24
3	5,272,054.92	64,852,332.49	64,364,231.16	5,760,156.25
	5,254,493.86	57,144,952.47	56,661,334.77	5,738,111.56
	17,561.06	4,284,357.53	4,279,873.90	22,044.69
	0.00	3,423,022.49	3,423,022.49	0.00
4	37,447.32	34,362,679.40	34,400,126.72	0.00
5	16,247.61	1,561,997.93	1,557,198.11	21,047.43
6	0.00	0.00	0.00	0.00
	215,773,902.58	1,536,680,505.69	1,523,703,680.37	228,750,727.90

1	6,783,168.18	133,366,342.22	137,107,842.20	3,041,668.20
2	31,139.45	5,534,335.11	5,533,793.61	31,680.95
	6,814,307.63	138,900,677.33	142,641,635.81	3,073,349.15

	13,457,377.25	13,066,955.96
	0.00	0.00
	62,399,883.59	45,139,193.13
	8,107,835.61	8,768,948.78
	1,852,650.76	3,087,587.18
	793,997.49	1,323,255.94
	529,331.65	882,170.64
	1,303,873.82	1,214,965.76
	51,222.40	51,222.40
	1,729,817.25	1,761,025.54
	90,225,989.82	75,295,325.33

	499,710,000.00	
	3,920,708.76	
	33,617,183.58	23,118,062.52
	537,247,892.34	23,118,062.52

	113,905,082.97	198,761,690.85
	161,600.21	19,449.94
	114,066,683.18	198,781,140.79

	12,726,993.46	12,012,374.31
--	---------------	---------------

	3,888,232.54		
	3,888,232.54	0.00	

	76,637,209.03	26,246,050.11	15,489,581.68	87,393,677.46	
	76,637,209.03	26,246,050.11	15,489,581.68	87,393,677.46	--

	25,990,000.00	10,390,000.00
	25,990,000.00	10,390,000.00

		+ -					
	925,192,285.00				-498,000.00	-498,000.00	924,694,285.00

	1,044,656,677.73		3,277,731.40	1,041,378,946.33
	102,726,382.90	49,795,552.05		152,521,934.95
	1,147,383,060.63	49,795,552.05	3,277,731.40	1,193,900,881.28

2024 12 16
2025

2025 1 20

2022

3

11.2

7.6593 /

2025 3 27

925,192,285

925,080,285

925,192,285

925,080,285

2025 4 21

2025 5 14

2024

2022

9

27.40

7.5593 /

2025 8 1

925,080,285

924,806,285

925,080,285

924,806,285

2025 7 29

2025 8

14

2025

2022

4

11.2

7.5593 /

2025	10	31			924,806,285	924,694,285
			924,806,285	924,694,285		
2025	3	7	11.2	-	745,841.6	
2025	8	1	27.4	-	1,797,248.2	
2025	10	31	11.2	-	734,641.6	

		163,625,937.99		81,415,496.40	82,210,441.59
		163,625,937.99		81,415,496.40	82,210,441.59

	2022			49.8
	3,775,731.4	2025	2022	
		514.50	490.50	
39,407,098.50	37,568,866.50			

	213,591,065.49	1,592,470,792.85			238,920,713.54	1,353,550,079.31		1,567,141,144.80
	213,591,065.49	1,592,470,792.85			238,920,713.54	1,353,550,079.31		1,567,141,144.80
	3,224,468.40	22,016,228.98			21,737,302.39	-	278,926.59	24,961,770.79
	3,488,962.59							3,488,962.59

	2,410,140.5 4	1,242,317.3 5				1,242,317.3 5		3,652,457.8 9
	- 9,123,571.5 3	- 23,258,546. 33				- 22,979,619. 74	- 278,926.59	- 32,103,191. 27
	210,366,59 7.09	1,570,454,5 63.87			238,920,71 3.54	1,331,812,7 76.92	- 278,926.59	1,542,179,3 74.01

		283,219,987.14	34,419,255.62	317,639,242.76
		283,219,987.14	34,419,255.62	317,639,242.76

	2,279,636,158.93	2,089,164,811.00
	2,279,636,158.93	2,089,164,811.00
	663,431,525.52	364,288,849.01
	34,419,255.62	34,293,964.00
	92,133,358.50	139,523,537.08
	2,816,515,070.33	2,279,636,158.93

1 0.00

2 0.00

3 0.00

4 0.00

5 0.00



	10,317,694, 711.42	8,464,275,5 73.35	404,622,96 0.22	110,561,88 4.91	0.00	0.00	10,722,317, 671.64	8,574,837,4 58.26

	18,598,914.33	17,181,108.89
	8,187,390.99	7,500,441.63
	0.00	
	7,088,617.46	7,108,280.21
	485,561.33	197,110.13
	16,629.56	16,732.23
	7,004,916.09	7,980,565.83
	5,458,260.69	5,012,794.82
	929,765.98	845,552.82
	47,770,056.43	45,842,586.56

	219,672,508.32	193,981,128.27
	31,497,223.35	25,239,601.50
	22,574,626.48	14,964,069.04
	17,256,197.10	18,169,557.63
	11,345,202.24	9,592,089.29
	11,125,661.38	11,626,705.09
	9,892,511.65	12,093,245.74
	8,338,791.71	17,759,388.11
	6,490,337.74	5,903,917.32
	63,227,965.96	82,973,141.67
	401,421,025.93	392,302,843.66

	117,596,236.08	106,921,890.28
	19,861,100.96	22,124,752.49
	17,566,212.68	15,712,787.33
	9,814,283.07	10,946,388.14
	6,636,461.55	6,311,701.61
	5,236,570.77	3,252,107.70
	3,997,512.11	5,313,795.06
	3,937,974.45	3,708,622.97
	3,414,144.07	2,672,123.14
	30,202,412.01	35,426,796.77
	218,262,907.75	212,390,965.49

	326,061,024.12	302,540,500.95
	120,643,280.76	84,288,338.97
	46,000,496.84	46,381,192.33
	45,143,968.42	43,602,398.30
	33,356,742.42	25,491,466.51
	14,445,373.56	11,229,729.79
	12,094,988.28	13,110,263.31
	10,055,193.05	2,331,327.73
	9,463,857.19	14,545,691.42
	42,205,666.10	32,656,697.38
	659,470,590.74	576,177,606.69

	55,329,183.94	46,781,191.46
	-9,763,850.78	-11,292,661.10
	-36,914,385.71	9,964,759.12

	3,930,864.18	4,274,165.44
	12,581,811.63	49,727,454.92

	51,106,984.70	81,120,182.92
	812,492.10	540,676.96
	51,919,476.80	81,660,859.88

	35,079,335.82	1,886,858.42
	2,757,267.00	-2,208,853.79
	-7,033,174.46	
	30,803,428.36	-321,995.37

	142,327.26	-499,486.96
	1,561,236.06	637,025.25
	-1,041,346.63	
	753,689.37	13,834.31
	6,188,919.66	8,241,378.73
	-16,176,404.20	-24,758,171.45
	-8,571,578.48	-16,365,420.12

[Redacted]

	9,334,354.79	12,756,567.72
	26,702,961.69	66,750,365.25
	55,588,799.65	28,421,958.80
	91,626,116.13	107,928,891.77

	218,051,621.65	205,805,356.72
	51,260,860.74	15,810,801.55
	269,312,482.39	221,616,158.27

	6,561,670.78	7,951,073.82
	224,000.00	
	6,785,670.78	7,951,073.82

	3,401,953.55	1,543,084.21
	3,401,953.55	1,543,084.21

	8,845,628.00	
	4,000,000.00	10,421,68.92
	,745,600.00	10,421,288.97
	34,344,493.95	110,445,639.82
	5,300,957.67	13,070,500.00
	81,660,802.65	57,894,908.42
		2,416,625.15
	121,306,254.27	183,827,673.39

“ ”

“ ”

-30,803,428.36

321,995.37

56,302,035.31



7.0288
8.2355
0.90322
0.00027
8.85116
1.61582

	70,203,399.86	7.0288	493,445,656.94
	22,304,101.94	8.2355	183,685,431.53
	5,283,921.40	0.90322	4,772,543.49
	63,034,682,393.00	0.00027	16,794,960.78
	6,993.96	8.85116	61,904.66
	2,156,547.77	8.2355	17,760,249.16

2,321,122.66

	375,357,298.57	346,826,871.17
	158,802,154.10	116,208,332.14
	2,073,153.83	886,812.45
	51,558,601.88	48,531,952.02
	9,463,857.19	14,545,691.42
	33,356,742.42	25,646,647.95
	13,462,173.61	13,627,681.67
	14,595,647.35	11,776,176.99
	5,249,979.14	5,693,083.13
	54,058,218.13	34,844,730.94
	717,977,826.22	618,587,979.88
	578,015,506.68	505,687,088.48
	139,962,319.54	112,900,891.40

	66,179,602. 96	63,000,829. 74	0.00		27,394,483. 66	18,698,448. 60	83,087,500. 44
	12,207,880. 96	18,614,760. 59	0.00		3,146,595.8 6	1,815,646.4 6	25,860,399. 23
	9,656,754.9 4	11,715,261. 56	0.00		3,848,552.0 8	3,374,691.3 1	14,148,773. 11

	25,322,544. 91	46,631,467. 65	0.00		17,759,990. 19	14,495,483. 10		39,698,539. 27
	113,366,78 3.77	139,962,31 9.54	0.00		52,149,621. 79	38,384,269. 47		162,795,21 2.05

	6,666,700.00				100.00%	0.00%	
	20,000,000.00				100.00%	0.00%	
	206,114,901.00				46.63%	0.00%	
	6,600,000.00				100.00%	0.00%	
	415,481,200.00				100.00%	0.00%	
	90,322.00				0.00%	100.00%	
	100,000,000.00				100.00%	0.00%	

	5,434,800.00				55.20%	0.00%	
	2,000,000.00			LED	100.00%	0.00%	
	30,000,000.00				100.00%	0.00%	
H&T Intelligent Control North America Ltd.	1,405,760.00				100.00%	0.00%	
H&T Intelligent Control Europe S.r.l.	823,550.00				100.00%	0.00%	
	200,000,000.00				100.00%	0.00%	
NPE S.R.L.	8,235,500.00				0.00%	80.00%	
	10,000,000.00				100.00%	0.00%	
	164,000,000.00				100.00%	0.00%	
	35,144,000.00				0.00%	100.00%	
H&T-NPE East Europe S.r.L	24,587,512.67				0.00%	80.00%	
	10,000,000.00				85.00%	0.00%	
	5,000,000.00				100.00%	0.00%	
	7,028,800.00				0.00%	100.00%	
	20,000,000.00				75.00%	0.00%	

	20,000,000.00				0.00%	75.00%	
	140,000,000.00				100.00%	0.00%	
	20,000,000.00				100.00%	0.00%	
	35,144,000.00				0.00%	100.00%	
	10,000,000.00				100.00%	0.00%	
()	10,543,200.00				0.00%	75.00%	
H&T (Vietnam) New Material Technology Company Limited	7,028,800.00				0.00%	75.00%	
H&T Electronic Technology Mexico, S. de R.L. de C.V.	7,028,800.00				0.00%	100.00%	
Het Intelligent Control Singapore Pte. Ltd.	3,514,400.00				0.00%	100.00%	
()	30,000,000.00				99.99%	0.01%	
	10,000,000.00				100.00%	0.00%	
	20,000,000.00				60.00%	0.00%	
	10,000,000.00				100.00%	0.00%	
	50,000,000.00				75.00%		

	10,000,000.00				100.00%		
	20,000,000.00				60.00%		

	53.37%	61,050,314.73	0.00	795,339,558.58

	1,228,105,987.60	406,959,215.16	1,635,065,202.76	81,374,649.70	43,883,151.02	125,257,800.72	1,080,382,083.50	423,705,605.64	1,504,087,689.14	106,802,595.91	30,589,512.51	137,392,108.42

	404,622,960.22	117,109,847.25	116,208,144.23	47,363,636.15	-	211,539,009.02	-	31,117,893.52	-	21,204,267.30	-	47,571,089.62

	/	/
--	-357,159.70	-499,486.96
--	-357,159.70	-499,486.96

							/
	76,637,209.0 3	26,246,050.1 1	0.00	17,161,176.3 8	- 1,671,594.70	87,393,677.4 6	
	0.00		0.00		0.00	0.00	
	76,637,209.0 3	26,246,050.1 1	0.00	17,161,176.3 8	- 1,671,594.70	87,393,677.4 6	

	51,106,984.70	81,120,182.92
	51,106,984.70	81,120,182.92



37.15%

()

1

2

.....

	--	--	--	--
	120,560,588.79			120,560,588.79
2	112,257,424.79			112,257,424.79
3	8,303,164.00			8,303,164.00
			2,174,232,818.20	2,174,232,818.20
	19,133.00			19,133.00
	19,133.00			19,133.00

			557,036,497.82	557,036,497.82
			323,338,244.82	323,338,244.82
	--	--	--	--

--	--	--	--	--	--

15.01%

/

		4,629,724.40			8,465,855.84
		13,415.93			135,324.79

/

		23,251.37	333,754.34
		3,159,834.99	2,339,902.95
		43,228.32	0.00
		0.00	68,350.88
		0.00	127,717.24

	8,890,000.00	10,053,000.00

		26,274.00	525.48	0.00	0.00
		354,659.03	7,093.18	1,232,535.38	24,650.71
		6,388.00	127.76	0.00	0.00
		89,636.50	8,963.65	89,636.50	1,792.73
		113,320.50	11,332.05	113,335.90	2,266.72
		835,927.09	835,927.09	835,927.09	835,927.09
		151,935.90	151,935.90	0.00	0.00
		103,638.34	2,072.77		
		0.00		151,935.90	
				1,013,328.00	

		711,077.84	548,837.60
		11,150.44	0.00

	390,000.00	7,706,400.00			4,905,000.00	37,078,366.50	1,977,560.00	33,683,876.20
	390,000.00	7,706,400.00			4,905,000.00	37,078,366.50	1,977,560.00	33,683,876.20

			7.5593 / 19.76 /	2023 2 13 2024 5 2025 4 21
			13	

	1 <2022 > <2022 > 2022 2022 2022 2 2024 2024
	2024

	2024
	2024
	348,130,529.54
	21,749,438.32

	9,463,857.19	
	2,557,405.00	
	4,530,849.67	
	5,197,326.46	
	21,749,438.32	

22

(

2021

2.1)

100%

	2025	1,257,027.88	114,552.10
A	A Am		X=100%
	90%*Am A Am		X=90%
	80%*Am A 90%*Am		X=80%
	A 80%*Am		X=0
B	B Bm		Y=100%
	90%*Bm B Bm		Y=90%
	80%*Bm B 90%*Bm		Y=80%
	B 80%*Bm		Y=0
	X Y		

1	38,184,555.79	28,559,536.29
2	15,231,370.79	16,542,472.22
3	1,021,333.84	4,908,156.44
4	614,883.39	650,190.41
5	-	111,656.70
	55,052,143.81	50,772,012.06

10		92,089,158.50
10		2
	924,638,285	
	3,746,700	920,891,585
10	2	0



1

2

3

1

10%

2

10%

75%

75%

1

2

.	10,317,694,711.42	404,622,960.22		10,722,317,671.64
	10,317,694,711.42	404,622,960.22		10,722,317,671.64
.	9,614,046,127.91	300,297,722.83		9,914,343,850.74
.	142,327.26			142,327.26
.	-8,185,593.99	-861,965.35		-9,047,559.34
.	-23,137,566.14	3,931,492.61		-19,206,073.53
.	706,354,879.70	115,271,371.22		821,626,250.92
.	109,369,372.36	-1,838,476.03		107,530,896.33
.	596,985,507.34	117,109,847.25		714,095,354.59
.	13,030,689,122.58	1,635,065,202.76		14,665,754,325.34
.	7,072,640,836.84	125,257,800.72		7,197,898,637.56

1	1	2,711,414,322.48	2,743,647,112.41
1	2	525,988,411.73	499,064,024.41
2	3	60,123,540.24	26,886,020.08
3		7,341,079.46	4,010,685.97

3	4	6,350,949.49	3,020,556.00
4	5	0.00	96,975.29
5		990,129.97	893,154.68
		3,304,867,353.91	3,273,607,842.87

	4,558,70 2.93	0.14%	4,558,70 2.93	100.00%	0.00	835,927. 09	0.03%	835,927. 09	100.00%	0.00
	4,558,70 2.93	0.14%	4,558,70 2.93	100.00%	0.00	835,927. 09	0.03%	835,927. 09	100.00%	0.00
	3,300,30 8,650.98	99.86%	25,547,0 81.95	0.77%	3,274,76 1,569.03	3,272,77 1,915.78	99.97%	27,028,3 48.05	0.83%	3,245,74 3,567.73
	1,257,57 7,682.47	38.05%	25,547,0 81.95	2.03%	1,232,03 0,600.52	1,240,26 3,321.67	37.88%	27,028,3 48.05	2.18%	1,213,23 4,973.62
	2,042,73 0,968.51	61.81%		0.00%	2,042,73 0,968.51	2,032,50 8,594.11	62.09%			2,032,50 8,594.11
	3,304,86 7,353.91	100.00%	30,105,7 84.88	0.91%	3,274,76 1,569.03	3,273,60 7,842.87	100.00%	27,864,2 75.14	0.85%	3,245,74 3,567.73

4,558,702.93

	835,927.09	835,927.09	4,558,702.93	4,558,702.93	100.00%
	835,927.09	835,927.09	4,558,702.93	4,558,702.93	

25,547,081.95

	3,300,308,650.98	25,547,081.95	0.77%
	3,300,308,650.98	25,547,081.95	

	835,927.09	3,722,775.84				4,558,702.93
	27,028,348.05	25,390,705.75	26,871,971.85			25,547,081.95
	27,864,275.14	29,113,481.59	26,871,971.85	0.00	0.00	30,105,784.88

	704,907,585.50		704,907,585.50	21.33%	0.00
	350,343,788.85		350,343,788.85	10.60%	0.00
	239,295,984.08		239,295,984.08	7.24%	0.00
	221,444,228.71		221,444,228.71	6.70%	4,428,884.58
	152,659,142.75		152,659,142.75	4.62%	0.00
	1,668,650,729.89		1,668,650,729.89	50.49%	4,428,884.58

	0.00	0.00
	36,128,800.00	0.00

	778,707,477.10	800,264,190.32
	814,836,277.10	800,264,190.32

	36,128,800.00	
	36,128,800.00	0.00

	948,221.61	1,247,706.30
	9,827,737.21	5,966,650.97
	771,194,134.81	797,522,279.22

	781,970,093.63	804,736,636.49
--	----------------	----------------

1	1	676,642,388.88	607,983,877.37
1	2	55,643,313.83	64,023,574.10
2	3	23,420,340.29	130,105,717.45
3		26,264,050.63	2,623,467.57
3	4	25,115,624.85	1,117,070.68
4	5	364,070.68	1,201,353.60
5		784,355.10	305,043.29
		781,970,093.63	804,736,636.49

	1,195,818.69	0.15%	1,195,818.69	100.00%	0.00	1,903,191.75	0.24%	1,717,191.75	90.23%	186,000.00
	780,774,274.94	99.85%	2,066,797.84	0.26%	778,707,477.10	802,833,444.74	99.76%	2,755,254.42	0.34%	800,078,190.32
	781,970,093.63	100.00%	3,262,616.53	0.42%	778,707,477.10	804,736,636.49	100.00%	4,472,446.17	0.56%	800,264,190.32

1,195,818.69

	1,903,191.75	1,717,191.75	1,195,818.69	1,195,818.69	100.00%
	1,903,191.75	1,717,191.75	1,195,818.69	1,195,818.69	

2,066,797.84

1	676,642,388.88	467,993.22	0.07%
1 2	55,643,313.83	359,172.07	0.65%
2 3	23,214,868.60	123,730.32	0.53%
3			

		100,167,101.42	1 2-3	1-2	12.81%	0.00
		91,175,106.77	1		11.66%	0.00
		69,796,121.99	1		8.93%	0.00
		42,901,258.87	1		5.49%	0.00
		558,548,625.88			71.44%	

	1,640,605,711. 10	51,500,000.00	1,589,105,711. 10	1,328,605,711. 10	40,500,000.00	1,288,105,711. 10
	3,019,249.61	282,388.89	2,736,860.72	2,876,922.35	282,388.89	2,594,533.46
	1,643,624,960. 71	51,782,388.89	1,591,842,571. 82	1,331,482,633. 45	40,782,388.89	1,290,700,244. 56

	38,464,593. 10					38,464,593. 10	
	33,804,971. 00					33,804,971. 00	
	31,797,682. 00					31,797,682. 00	
	167,722,47 5.00					167,722,47 5.00	
	624,000,00 0.00					624,000,00 0.00	
	100,000,00 0.00					100,000,00 0.00	

	5,000,000.0 0						5,000,000.0 0	
	11,000,000. 00				11,000,000. 00			11,000,000. 00
		2,000,000.0 0						2,000,000.0 0
		30,000,000. 00						30,000,000. 00
H&T Intelligent Control North America Ltd.	1,372,660.0 0						1,372,660.0 0	
H&T Intelligent Control Europe S.r.l.	1,556,330.0 0						1,556,330.0 0	
	100,000,00 0.00		2,000,000.0 0				102,000,00 0.00	
	10,000,000. 00						10,000,000. 00	
		8,500,000.0 0						8,500,000.0 0
	3,030,000.0 0						3,030,000.0 0	
	15,000,000. 00						15,000,000. 00	
	60,000,000. 00		80,000,000. 00				140,000,00 0.00	
	5,360,000.0 0						5,360,000.0 0	
	50,000,000.		229,000,00				279,000,00	

	00		0.00				0.00	
()	29,997,000. 00						29,997,000. 00	
			1,000,000.0 0				1,000,000.0 0	
	1,288,105,7 11.10	40,500,000. 00	312,000,00 0.00	0.00	11,000,000. 00	0.00	1,589,105,7 11.10	51,500,000. 00

	2,594, 533.46				142,32 7.26					2,736, 860.72	
		282,38 8.89									282,38 8.89
	2,594, 533.46	282,38 8.89			142,32 7.26					2,736, 860.72	282,38 8.89
	2,594, 533.46	282,38 8.89			142,32 7.26					2,736, 860.72	282,38 8.89

6,303,116,549.78	5,311,059,975.66	6,254,042,969.26	5,283,384,529.87
1,256,178,820.95	1,161,808,126.60	1,355,361,151.75	1,244,594,342.53

	7,559,295,3 70.73	6,472,868,1 02.26			0.00	0.00	7,559,295,3 70.73	6,472,868,1 02.26
	7,559,295,3 70.73	6,472,868,1 02.26			0.00	0.00	7,559,295,3 70.73	6,472,868,1 02.26

	36,350,800.00	14,784,810.80
	142,327.26	-499,486.96
		-714,794.08
	401,840.63	
	753,689.37	13,834.31
	3,159,717.23	6,676,487.51
	-12,316,102.92	-20,217,306.51
	-1,041,346.63	
	27,450,924.94	43,545.07

	427,616.70	
	30,079,747.47	
	39,307,273.45	

